




Real-time Alarm
Monitoring Software
GENIO Map

Affordable & Effective
Easy & Simple Alarm Monitoring



What's GENIO Map

GENIO Map, real-time alarm monitoring software, is a simple all-in-one solution to manage the security workflow for alarm monitoring and management for small and medium sized operations such as gated communities, factories, and warehouses. You can start alarm monitoring with highly-selected functionality, at a reasonable cost, for all your safety and security needs.

Benefit



01 Reasonable Cost

The installation and running costs are very reasonable. There's no longer a need for expensive graphic annunciators, or professional monitoring software.



04 Multi Site Monitoring

Monitoring operators can monitor not only a single site but multiple sites simultaneously in one system. This will make your monitoring operation more efficient.



02 Easy & Simple

It supports the upload of a site map and you can simply mark the location of installed devices on the map. When there is layout change, you don't need to replace the system but you can just overwrite the information on the map.



05 Report & Log Function

Monitoring operator can settle the alarm events through the linked workflow on the same screen. All the reports will be stored in the system and you can export and share the event history with others.



03 User-Friendly System

Intuitive operation is possible by its user-friendly GUI, and multi-languages are also supported. You can customize the information such as device location and workflow according to the site.

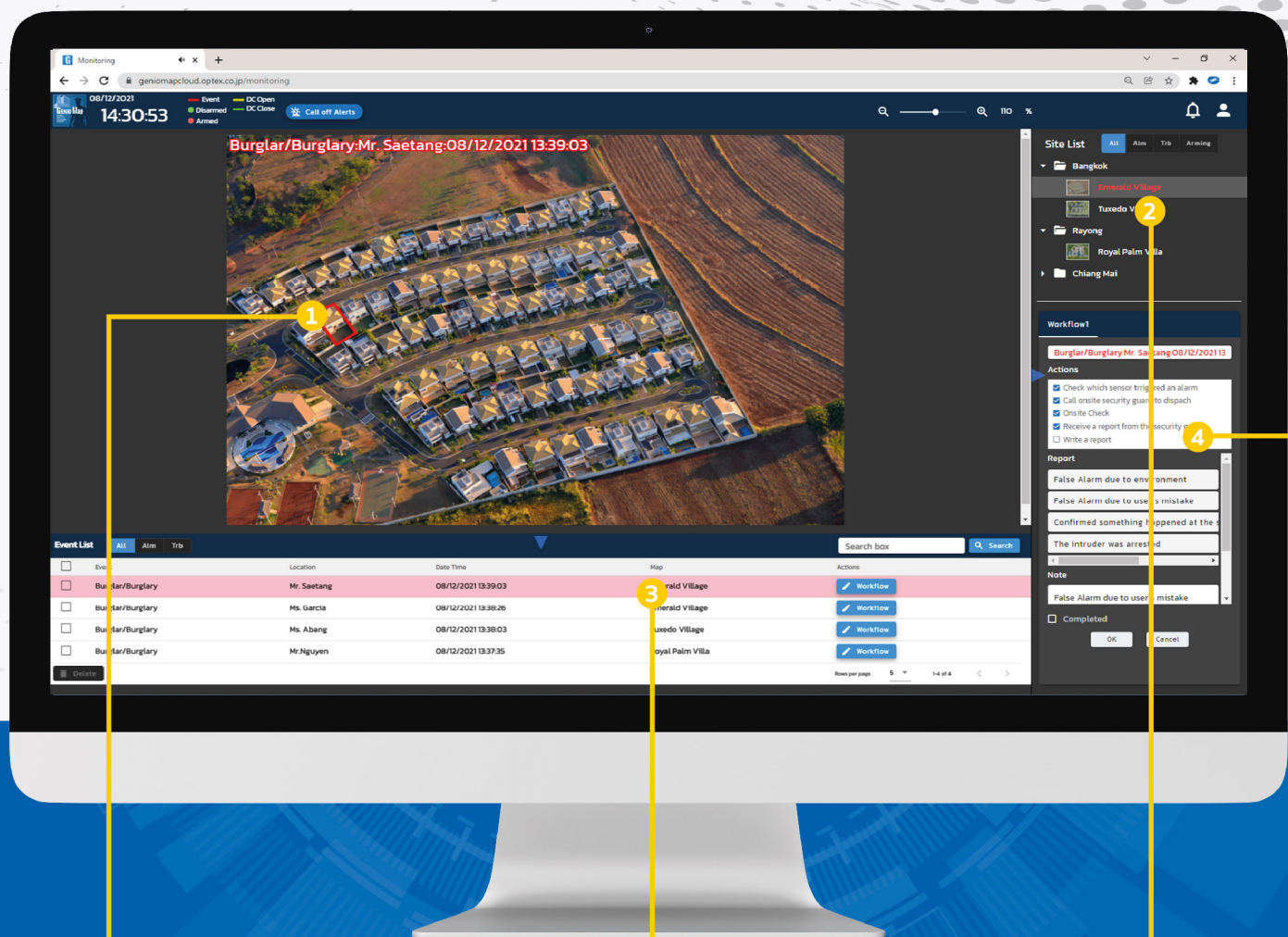


06 Cloud version

Complicated IP network setup is NOT required anymore. You can save the cost and time significantly. After account is created, you can instantly start the monitoring operation from anywhere have access to the internet.



CLOUD
VERSION



1

Monitoring Map

When an alarm occurs, system will show the event information including location, type of event on a map with beep sound. The exact location will be indicated in red frame so that operators can immediately check the details and take a necessary action.



2

Site List

Uploaded monitoring map name will be displayed here. You can make a folder with a type of the site. When an alarm event occurs, the related map name changes to be red to indicate which map has alarm events.



3

Event List

Events triggered by GENIO Control Panel will be displayed in this list. Each event is linked with designated workflow for monitoring operator and in case the workflow is not completed, the event will stay in red.



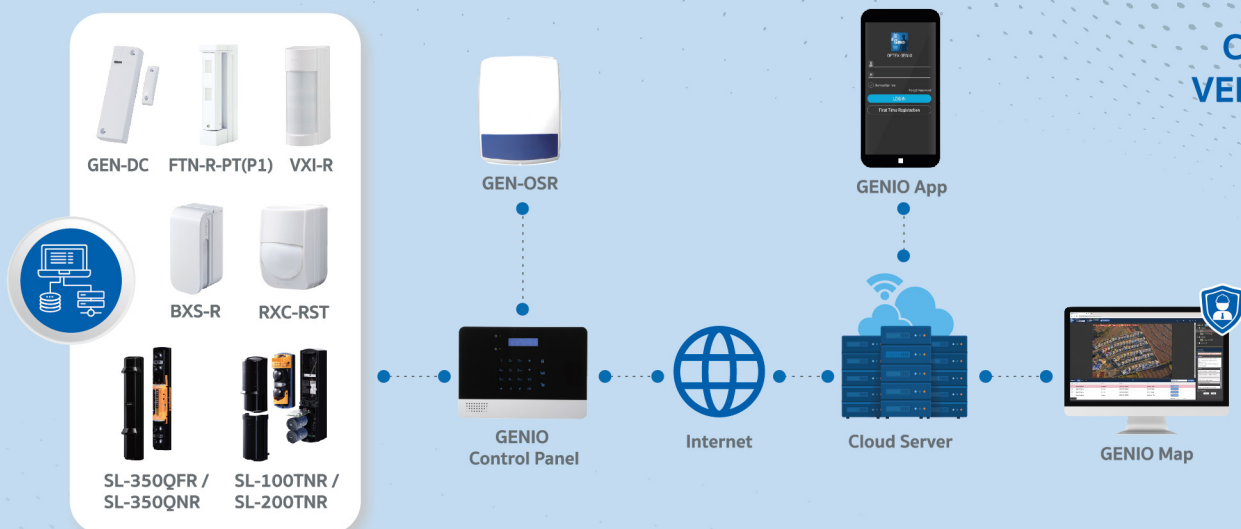
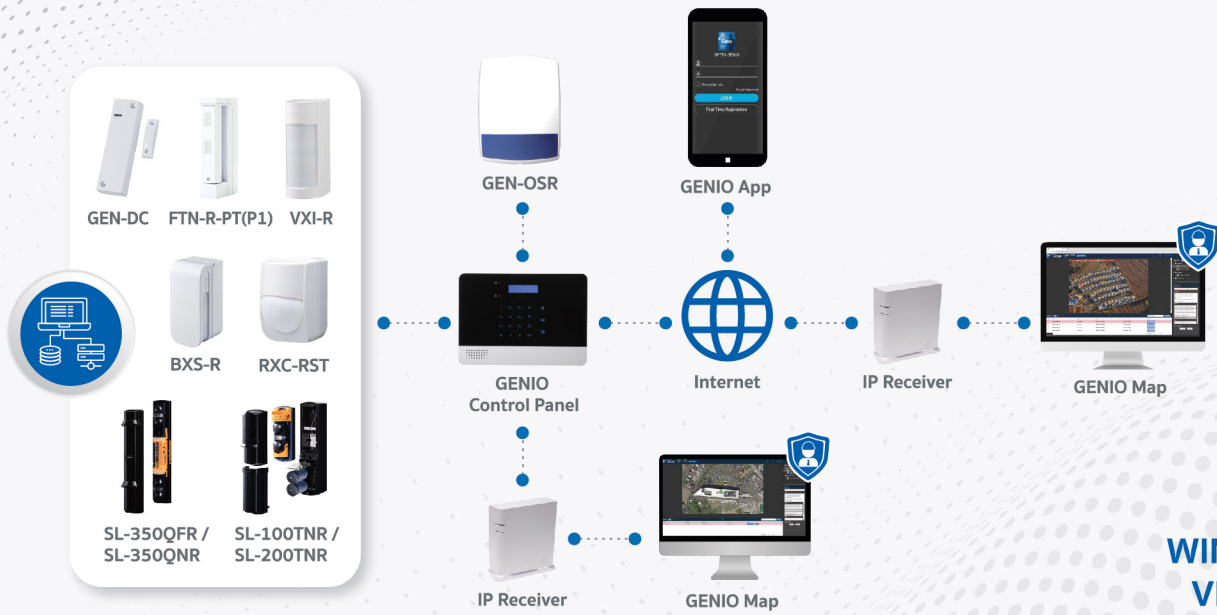
4

Workflow List

Workflow is the step by step monitoring task list for operator. When alarm event occurs, workflow linked with the event will be displayed and by just following the workflow, operator can complete monitoring process.



System Configuration



Application



Gated Communities



Office Buildings




Factories & Warehouses



Museums & Art Galleries



Retail Chain Stores



scan me

OPTEX (THAILAND) CO., LTD

90 CW Tower (Tower B) Unit B1702, 17 Floor,
Ratchadaphisek Rd., Huai Khwang, Bangkok 10310

Telephone : 02-168-3162

Website : <https://optex.co.th>

OPTEX CO.,LTD. (Japan)

5-8-12, Ogoto Otsu, Shiga 520-0101, Japan

Telephone : +81-77-579-8000

Website : <https://www.optex.co.jp/e/>

OPTEX PINNACLE INDIA PVT. LTD. (India)

FF-11, Paras Downtown Center, Golf Course Road,
Sector 53, Gurugram, Haryana-122002, India

Telephone : +91 124 4035705

Website : <https://optexpinnacle.com>