



OPTEX

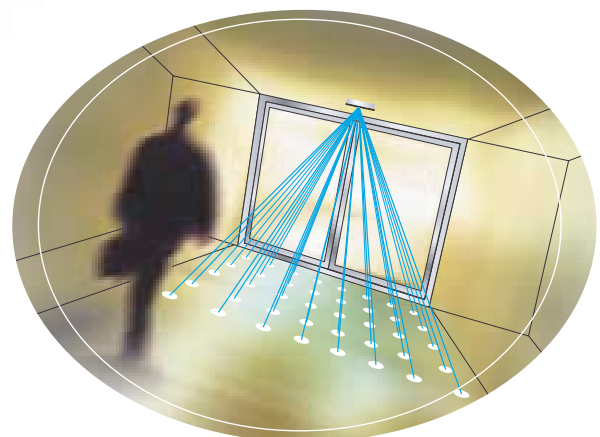
Ceiling-mount Door Sensor

OA-70C



Safety Reliable Quality **Flexible**
 Large pattern CONCEALED
 Ceiling mount sensor Presence detection
 Easy adjustment ACTIVATION

The Optex OA-70C active infrared door sensor is specially designed for discreet ceiling installation. It performs well as activation and safety for any type of automatic door, and its large pattern can easily be adjusted to different door configurations.



Safety

The first two active infrared rows near the door provide presence detection, which holds the door open as long as a person or object is in the pattern, even if they stop or pause. The presence detection timer can be set to infinity. Its large detection area can be set very precisely and easily by dipswitches and levers to line up with doors and other sensor patterns, providing maximum safety.

Ceiling-mount installation


The Optex OA-70C is perfect for installation in areas where attractive appearance is important. The sensor can be mounted up to 4m high, making it vandalism resistant.

Slim design

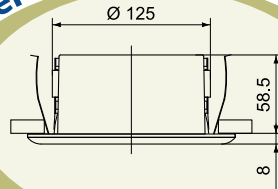
Discreet ceiling-mount design easily blends with any décor. Equipped with silver recess mount cover.

All conditions

The sensor's advanced signal processing circuit allows it to operate reliably in many different applications and even harsh weather conditions. The large detection area can be adjusted to customize the pattern for either activation or safety applications on any type of automatic door.



Outer dimensions



Ceiling mount Door Sensor

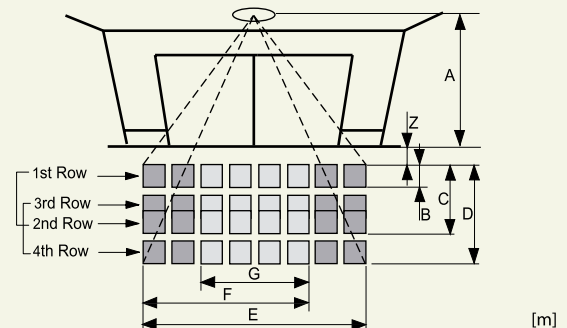
Specifications

Model	OA-70C
Mounting height	2.0 m - 4.0 m
Detection area adjustments	Depth -6° to 8° Width -10° to +10°
Detection method	Active infrared Reflection
Power supply	12 - 24V AC 12 - 30V DC
Power consumption	<4VA, <200mA (at 12V DC)
LED Operating indicator	Green: Stand-by Red: 1st Row Detection Orange: 2nd-4th Row Detection
Output contact	"Form C" relay 50V, 0.3A max. (resistance load)
Relay hold time	Approx. 0.5s
Response time	<0.3s
Operating temperature	-20°C - +55°C
Outer dimensions	∅ 155 mm, 66.5 mm (h)
Weight	340g
Accessories	3 m Connection cable Mounting template
Optional accessory	Ivory surface mount cover

The recommended mounting position is 300mm away from the door.

* When the mounting height is 4.0m, set the mounting position more than 300mm away from the door.

Detection area chart



Mounting height A	2.20	2.50	3.00	4.00
Area Depth B	0.39	0.44	0.53	0.71
Area Depth C	0.77	0.86	1.03	1.38
Area Depth D	0.96	1.09	1.31	1.75
Area Width E	2.20	2.52	3.03	4.04
Area Width F	1.78	2.03	2.44	3.25
Area Width G	1.32	1.50	1.80	2.40
Distance to the door Z	0.16	0.10	0.06	-0.02*

The actual detection area may differ according to the size/material/entry speed of the object and the installation environment.

OPTEX CO.,LTD.

5-8-12 ogo to Otsu, 520-0101 Japan
 TEL : +81 (0)77-579-8700 FAX : +81 (0)77-579-7030
 WEBSITE : www.optex.co.jp