




# Active Infrared Door Sensor

Mirage



Safety    Reliable    Combination Sensor    Easy installation    Sensitivity  
Environmental immunity    Infrared presence detection    QUALITY    BUILT IN    Flexible    DESIGN

The Optex Mirage is the optimal choice as an active infrared recessed mounted sensor. The sensor is designed to be installed in the header of the door operator or as a built in ceiling mount sensor. The Optex Mirage offers you both safety and activation on all types of automatic doors. It combines easy adjustable settings, providing maximum safety in a wide array of applications.



## Easy installation

The Optex Mirage is simple to install. All the settings are mechanically adjustable with dipswitch and levers. The smart design makes that the engineer can easily reach the sensor in case adjustment of a setting is necessary.

## Safety

Safety is assured by the two rows of presence detection closest to the door. The sensor detects a person or object and holds the door open as long as they are near the threshold area, even if they stop or pause. Of course the Optex Mirage can also be used as presence detection sensor only, for example as a rear edge safety sensor.


## Design

The Optex Mirage is designed for installation in the header of the door operator or as a ceiling mount sensor. Due to its recessed mounted design and the 2 rows of presence detection, this sensor is an elegant and safe solution for installation in the ceiling of curved doors.

## All conditions

Snow mode and variable sensitivity adjustments make this sensor suitable for every application and even extreme weather conditions.

Mirage

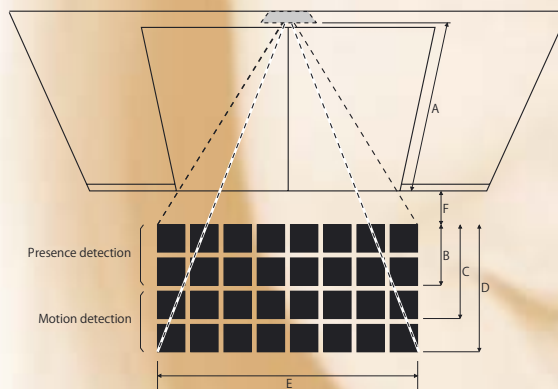


## Active Infrared DoorSensor

Specifications

Model	Mirage
Mounting height	max. 3.0 m (9' 10")
Detection area	See detection area chart
Detection method	Active infrared reflection method
Detection angle adjustment	±4° adjustable by steps of 1 degree (deep/shallow)
Power supply	12 - 30V AC/DC
Current draw	200mA max. (at 12V DC)
Operating indicator	Green: Standby Red: 1st Row detection active Orange: Other rows detection active
Output contact	Form C relay 50V, 0.3A max.
Relay hold time	0.5s
Operating temperature	-20°C - +55°C (-4°F - +131°F)
Outer dimensions	244 x 52.5 x 43 mm (w x h x d)
Weight	260 g (9.2oz)
Accessories	3 m Connection cable, area adjustment tool

Detection area chart



Mounting height A	2.20	2.50	2.70	3.00
Area depth B (presence detection)	0.47	0.53	0.57	0.64
Area depth C (presence and motion detection)	0.94	1.07	1.15	1.28
Area depth D (presence and motion detection)	1.65	1.88	2.03	2.25
Area width E	2.28	2.59	2.80	3.11
Distance to mounting surface F	0.23	0.26	0.28	0.31

The actual detection area may differ according to the size/material/entry speed of the object and the installation environment.

# OPTEX CO.,LTD.

5-8-12 ogoto Otsu, 520-0101 Japan  
 TEL : +81 (0)77-579-8700 FAX : +81 (0)77-579-7030  
 WEBSITE : www.optex.co.jp